


TUNNEL TO TOWERS TOWER CLIMB NYC JOINING A TEAM




STEP 1



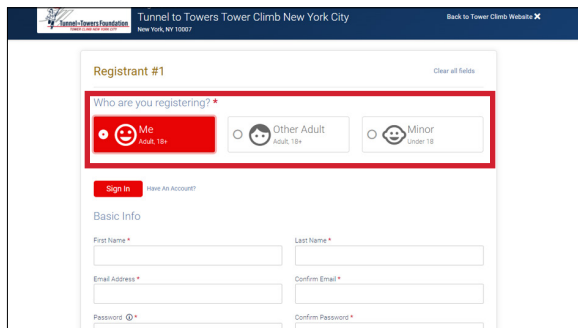
Visit: <https://nyctowerclimb.t2t.org/>

STEP 2



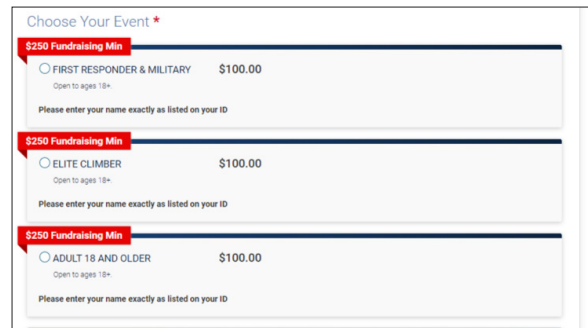
Click the red "Register" button

STEP 3



Select who you are registering and complete participant information. If you already have an account with RunSignup be sure to select "Sign In."

STEP 4



Select "Event Type" and then select "Continue"

TUNNEL TO TOWERS TOWER CLIMB NYC JOINING A TEAM



STEP 5

A screenshot of a web form titled "Waiver Agreement for Matt". It contains several paragraphs of text, including a "Waiver" section with a checkbox and a "Privacy Policy" link. The form is partially obscured by a red box highlighting the waiver agreement section.

Review and agree to **Event Waivers**

STEP 6

A screenshot of a web form titled "Questions for Matt". It includes a "T-Shirt Option" dropdown menu set to "Medium", an "Emergency Contact Name" field, an "Emergency Contact Relationship" field, and an "Emergency Contact Phone" field. There is also a text area for "What is inspiring you to participate in the Tunnel to Towers Tower Climb New York City?".

Answer Event Questions and select **"Continue"**

STEP 7

A screenshot of a web form titled "Become a Fundraiser". It includes fields for "Your Individual Fundraiser Name", "Tagline", and "Create Your Custom Fundraiser URL". A red box highlights the "Your Fundraiser Goal" section, which shows a goal of \$250 and a checkbox for "I agree to meet the Fundraiser minimum. If I do not reach \$250 in donations by 05/29/2022, I agree to pay the difference." There is also a "Choose your image" section.

Agree to the fundraising minimum and create a fundraising page

STEP 8

A screenshot of a web form titled "Team Fundraiser". It includes a "Join a Team Fundraiser" dropdown menu with options: "(No Team Fundraiser)", "(New Team Fundraiser)", "RunSignup", and "Team Nova". A red box highlights the dropdown menu. There is also a "Create a Team Fundraiser" section with a "No" button.

Join a fundraising team by searching for your team below

TUNNEL TO TOWERS TOWER CLIMB NYC JOINING A TEAM



STEP 9

The screenshot shows a 'Donation' section with a 'Donation Amount *' input field. Below it, there are radio buttons for 'On Behalf Of' with options: 'My Name' (selected), 'Anonymous', and 'Other'. At the bottom, there are 'Continue' and 'Back' buttons.

Optional: Kick-off your fundraising with a self-donation

STEP 10

The screenshot shows a 'Review your registration information' page. It includes 'Tower Climb Information' (Tower Climb: Tunnel to Towers Tower Climb New York City, Location: New York, NY 10007 US, Tower Climb Date: June 5, 2022), 'Registrants' (Date of Birth, Age on Tower Climb Day, Gender: Male, T-Shirt: Medium), and a 'Registration Cart' table.

Item	Total
ELITE CLIMBER	\$100.00
T-Shirt Medium	\$0.00
Donation	\$23.00
Coupon Code	
Base Cost	\$125.00
Processing Fee	\$0.00
Total:	\$125.00

Review Participant Info

STEP 11

The screenshot shows a payment form with fields for 'First Name *', 'Last Name *', 'Street Address *', 'Country *' (US - United States), 'Zip Code *', 'City *', 'State *', 'Card Number *', 'Expiration Date *', and 'CVV (Card security code) *'. A 'Confirm Payment' button is highlighted with a red box.

Scroll down and enter payment information and select
"Confirm Payment"

STEP 12

The screenshot shows a 'Congratulations!' message: 'You are registered for Tunnel to Towers Tower Climb New York City'. It includes a 'Refer Your Friends!' section with social media sharing options: 'Post to Facebook', 'Tweet', 'Share via Email', and 'Close'.

CONGRATULATIONS!
★ ★ ★ ★ ★ ★ ★ ★
Your registration is now complete!